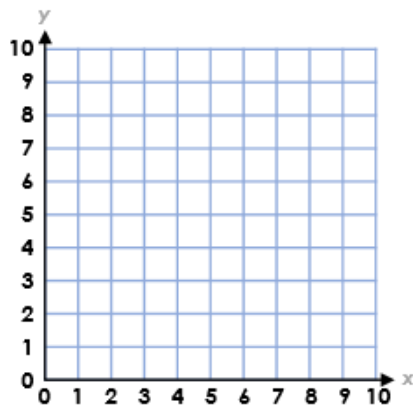


4a. Plot the points for the coordinates on the grid below.

(5, 1)

(1, 4)

(7, 2)



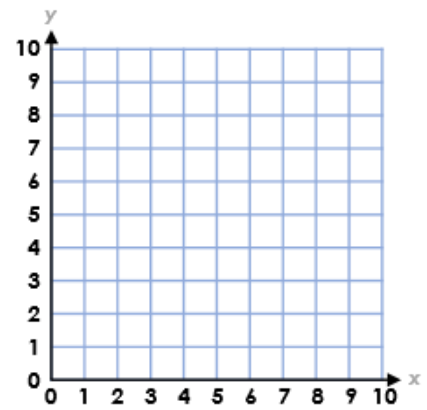
4 VF

4b. Plot the points for the coordinates on the grid below.

(7, 9)

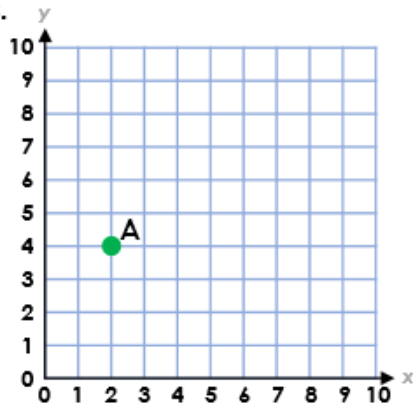
(2, 3)

(6, 1)



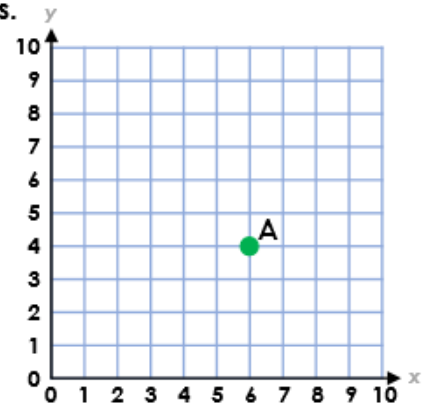
4 VF

5a. Draw a right-angled triangle on the grid. Start at point A. Write the coordinates.



4 VF

5b. Draw a right-angled triangle on the grid. Start at point A. Write the coordinates.



4 VF